

Call in - Toll free: +1 (888) 955-8971
or Toll: +1 (210) 795-2680
Participant code: 9999999

Getting the Most Out of AU 2007!

Lynn Allen
Autodesk Technical Evangelist

Autodesk

Objectives

- Provide you with a comprehensive overview of the week to make sure you are fully informed
- Share some AU Tips to ensure you have the best experience possible
- Address any AU questions you might have

Joseph Wurcher – AU Program Development Manager

Cheryl Romero – AU Event Manager

June Nakatani – AU Speaker Manager



Autodesk

Before You Go...

Packing

- Casual to business casual
- Comfortable shoes
- Something warm for evening
- 80's outfit for the party!
- AUGI logo wear for Wednesday (AUGI day)
- Business Cards
- USB Drive

Average temperature for AU timeframe:

- 63° F (19° C)/41° F (6° C)

Gather all those questions that have been haunting you to ensure you get them answered

Laptops (Wireless Internet access at conference)

Get plenty of rest!



Autodesk

© 2006 Autodesk

3

When You Arrive (Sunday or Monday)

Taxi (about \$15 dollars)

Shuttle buses (about \$5-\$6)

Five hotels (Mandalay Bay is the furthest)

Check into your hotel

- Pick up your bus schedule (MGM and Mandalay Bay)

Check into AU (Venetian hotel)



© 2006 Autodesk

4

AU Hotels



- ① Treasure Island
- ② Venetian
- ③ Mirage
- ④ MGM
- ⑤ Mandalay Bay

Autodesk

AU Shuttle Schedule - Mandalay Bay, MGM Grand (from the Hotel Tour Lobby)

Tuesday, Nov 27

6:00 am – 11:15 pm

Wednesday, Nov 28

6:00 am – 10:45 pm

Thursday, Nov 29

6:00 am – 12:00 am

Friday, Nov 30

6:00 am – 2:00 pm

Shuttle runs approximately every 15 minutes

Taxis – take to the **Sands Expo**

Monorail to **Harrahs**, walk to the Sands



Autodesk

AU Check-in

Venetian Conference Center – Venetian Ballroom “E”

Beat the rush and don't wait until Tuesday morning to check in!

Check-in - Information Desk Hours

- Sunday, Nov 25 4:00 pm – 8:00 pm
- Monday, Nov 26 6:30 am – 10:00 pm
- Tuesday, Nov 27 6:30 am – 10:00 pm
- Wednesday, Nov 28 6:30 am – 7:00 pm
- Thursday, Nov 29 6:30 am – 8:00 pm
- Friday, Nov 30 6:30 am – 12:00 pm

Speakers check-in at the Speaker Ready Room
(Toscana – 3609)

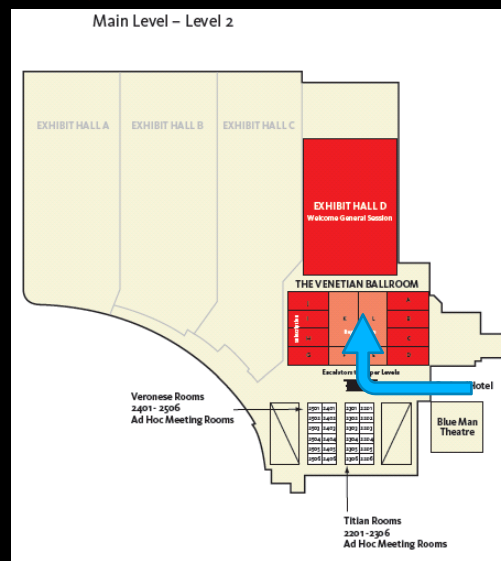
Autodesk

© 2006 Autodesk

7

Main Level

Sands Expo – Registration and General Session



Autodesk

© 2006 Autodesk

8

When You Check In...

- Use the Self Check-in Kiosks
- Go to the counter and get your badge, schedule and AU messenger bag (with your AU Show Guide)
- Pick up your class handouts at the Handouts Counter (they will not be available in the classrooms)
- Wear your badge at all times during all AU functions.
- Limited access to AU classrooms on Monday due to other conferences



© 2006 Autodesk

9

Autodesk

AU Campuses

Geospatial – 3rd

AEC (which includes Civil) – 3rd floor

General Design – 4th

Manufacturing – 4th

Special Courses:

Design Visualization – 3rd

Developer Track – 4th

Power Tracks – 5th




© 2006 Autodesk


10

Autodesk


Bass




McDonough



Behar




Kurzweil



Autodesk

© 2006 Autodesk 11

AU "Design Matters" Showcase



Autodesk
// LABS_

Autodesk

© 2006 Autodesk 12



AU is going **GREEN!**



Autodesk is committed to minimizing our own environmental impact.

- In the Design Matters exhibit
 - ✓ the glass table tops - previously windows in a skyscraper
 - ✓ the legs of the display tables are made from molded scrap metal.
- Giving away **Klean Kanteen** steel reusable water bottles to reduce the use of single use plastic water bottles.
- Greatly reduced handouts when possible and used recycled paper
- The t-shirts are made from 100% organic cotton or recycled water bottles
- The badges are biodegradable
- Recycle bins will be placed throughout the show

Visit the Sustainability Booth for more info!

Agenda - Tuesday

6:30 a.m.–8:30 a.m.	Breakfast - Hall G, Level 1
8:00 a.m.–9:30 a.m.	Welcome General Session Hall D, Level 2
9:30 a.m.–10:30 a.m.	Break
10:00 a.m.-11:30a.m.	Classes and Hands-on Labs
10:30 a.m.–12:00 p.m.	Classes and Hands-on Labs
11:30 a.m.–1:30 p.m.	Birds of a Feather Lunch
1:00 p.m.- 2:30 p.m.	Industry Session – Design Visualization
1:00 p.m.- 2:30 p.m.	Classes and Hands-on Labs
1:30 p.m.–3:00 p.m.	Classes and Hands-on Labs
2:30 p.m.–3:30 p.m.	Break

Autodesk

Agenda - Wednesday

6:30 a.m.–8:30 a.m.	Breakfast
8:00 a.m.–9:30 a.m.	Industry Presentations: AEC+Civil, Geospatial, Plant Design
8:00 a.m.–10:00 a.m.	Classes and Hands-on Labs
9:30 a.m.–10:30 a.m.	Break
9:30 a.m.–1:00 p.m.	Exhibit Hall Open
10:00 a.m.–12:00 p.m.	Classes and Hands-on Labs
10:00 a.m. -11:30 a.m.	Industry Presentation - Government
10:30 a.m.-12:00 p.m.	Industry Presentation - Manufacturing
11:30 a.m.–1:30 p.m.	Lunch
1:00 p.m.–3:00 p.m.	Classes and Hands-on labs
2:30 p.m.-3:30 p.m.	Break

Autodesk

Agenda - Thursday

6:30 a.m.–8:30 a.m.	Breakfast
8:00 a.m.–10:00 a.m.	Classes and Hands-on Labs
8:30 a.m.–10:00 a.m.	Industry Presentation - Education
9:30 a.m.–10:30 a.m.	Break
10:00 a.m.–12:00 a.m.	Classes and Hands-on Labs
11:00 a.m.–2:00 p.m.	Exhibit Hall Open
11:30 a.m.–1:30 p.m.	Lunch
1:00 p.m.–5:00 p.m.	Classes and Hands-on Labs
4:30 p.m.–5:30 p.m.	Break
5:00 p.m.–7:00 p.m.	Classes and Hands-on Labs
6:30 p.m.–11:00 p.m.	Classes and Hands-on Labs Bill D, Level 1



Hits of the 80's



© 2006 Autodesk

Agenda - Friday

6:30 a.m.–8:30 a.m.	Breakfast
8:00 a.m.–12:00 p.m.	Classes and Hands-on Labs
9:30 a.m.–10:30 a.m.	Break
12:00pm	AU Conference Concludes!



AU Conference concludes at 12:00 p.m.

*Luggage holding area open from 6:00am to 3:00pm
Conference Center, Level 1*

Shuttle bus to the airport from the Venetian \$5 (cash only)

Buses run from 6:30 a.m. to 3:00 p.m. – every 15 minutes

Autodesk

© 2006 Autodesk

Classroom Procedure

If you want to attend a different class:

AU Scheduler never closes !
– won



no handouts for classes changed after Nov. 9

If you want to attend a class that's full

- Wait in a line outside of the classroom
- You will be admitted on a space-available basis
- Hands-on labs are 2 to a computer
- No hand-outs will be available

Check for classes that still have space available on the

Autodesk

The AU Network

Formerly known as AU Connect

Check out who is coming to AU

Find like-minded attendees

Interact with other attendees/speakers

Check out AU Community Map

red dots – this years attendees

blue dots – AUGI members worldwide

gold star – User Groups worldwide



<http://enterprise.mapguide.com/au2007/>

Autodesk

AU Online

AU Online now fully integrated into overall AU website

Use same Username and Password you used to register for event

Nearly 300 screencasts

Handouts, PPTs, and Datasets for all sessions

Handouts available on November 19

Full access to all content only for AU attendees and
Subscription members



Autodesk

© 2006 Autodesk

21

AU Unplugged – The AU Unconference

Peer-to-Peer learning event – submitted and selected by AU Attendees

- Rooms Titian 2203 & 2204
- All day Wednesday and Thursday, starting at 8:00 a.m.

Sample Topics:

- The BIM Visionary Panel (James Vandezande, SOM)
- Digital Design: Where are we Going (Jim Balding, WATG)
- Autodesk Licensing, Activation, and Registration (Jerry Milana, Autodesk)
- Advanced use of Revit Family Editor (Steve Stafford)

Seating is limited to 40 participants per session

<http://au.centraldesktop.com/auunplugged/>




Autodesk

© 2006 Autodesk

22

AU Buzz

- Stay in the Loop before, during and after AU
- **AU BEAT**
 - Podcasts
 - Vodcasts
 - Interviews
 - ...and More
- **BLAUG**
 - The AU Blog




Access the **BLAUG** and the www.autodeskuniversity.com

Autodesk

© 2006 Autodesk

23

AU Buttons – Tag Yourself!



Autodesk

© 2006 Autodesk

24

Other random things to know...

Special meals – contact any server

Avoid crowds at lunch by eating towards the end of the lunch period

Smoking only permitted outside

AU Staff is there to help you out! (red vests)

Class evaluations are very important to us!



© 2006 Autodesk

25

AU Surveys

Complete and turn in survey to get your AU Tshirt

We want to hear what you think!

Bonus give-away - we will provide all the handouts that were turned in on time on a CD for doing survey (limited supply)



© 2006 Autodesk

26

Autodesk

Have a Great Autodesk University!

We look forward to seeing you in a few weeks!

lynn.allen@autodesk.com



Autodesk

© 2006 Autodesk

27

Autodesk®